

METZ E240



1 SEAT



SIDE VIEW



2 SEAT



3 SEAT



3 SEAT DUO

LEG BASE STYLE OPTION :



HIGH WOOD LEG

WOOD LEG
(STANDARD)

PALL A



PALL B



SEAT CONSTRUCTION

3 component seat cushion construction (3-3-10) made from environmental friendly high resilience comfort foam. All wrapped with high quality fiber padding. Density of foam used in the seat between 30kgs to 36kgs. Our seats are produced with the highest environmental standard to protect you and the environment and to minimize undesirable odors.

BACK PILLOW CONSTRUCTION

The Back pillow is made with environmental friendly high resilience siliconized fiber. The siliconized fiber has undergone a through process to create softness and resilience. The fiber is wrapped in a fabric pillow before upholstery. The back pillow gives therefore a unique lasting comfort feel.

IMG
N O R W A Y

www.imgcomfort.com

TAKING COMFORT TO A NEW LEVEL

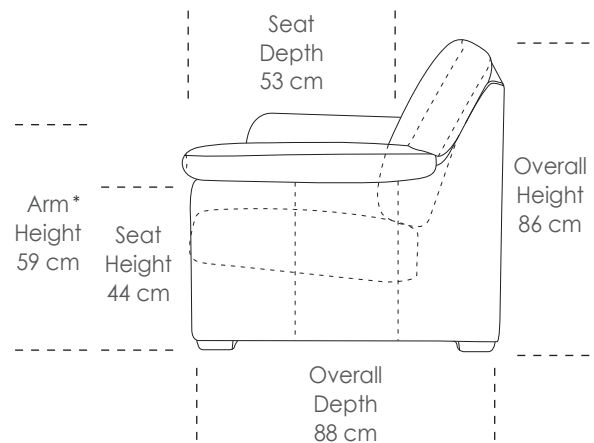
METZ E240

Standard Features

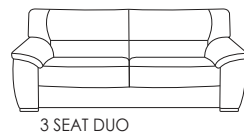
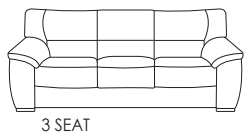
- Frames are made from solid wood and gross-grain laminated veneer woods.
- All corner joints are reinforced with corner blocks.
- Zig zag(Nozag) seat springs with soft front edge.
- Hardboard back support.
- Cap-on back and seat pillows.
- Detached arms increase flexibility and reduce handling and servicing cost.
- Wood leg standard.

Options

- Number of different wood finishes.
- Leather or fabric choices.



1) We can deliver the 3 seat as duo (2 Pillows). Dimensions the same as 3 seat.

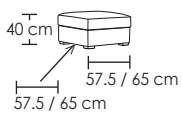


*Note: arm height for this frame is measured at the highest poing of the arm.

*The dimensions are approximate and may vary with +/- 2cm.

<p>E240 - 3 SEAT DUO 165 cm 209 cm 86 cm</p>	<p>E240 - 3 SEAT 165 cm 209 cm 86 cm</p>	<p>E240 - 2 SEAT 110 cm 154 cm 86 cm</p>	<p>E240 - 1 SEAT 55 cm 99 cm 86 cm</p>
<p>E240 - 3 SEAT DUO 2 ARMS 209 cm 90 cm</p>	<p>E240 - 3 SEAT 2 ARMS 209 cm 90 cm</p>	<p>E240 - 2 SEAT 2 ARMS 154 cm 90 cm</p>	<p>E240 - 1 SEAT 2 ARMS 99 cm 90 cm</p>
<p>E240 - 3 SEAT DUO 1 ARM 187 cm 90 cm</p>	<p>E240 - 3 SEAT 1 ARM 187 cm 90 cm</p>	<p>E240 - 2 SEAT 1 ARM 132 cm 90 cm</p>	<p>E240 - 1 SEAT 1 ARM 77 cm 90 cm</p>
<p>E240 - 3 SEAT DUO NO ARM 165 cm 90 cm</p>	<p>E240 - 3 SEAT NO ARM 165 cm 90 cm</p>	<p>E240 - 2 SEAT NO ARM 110 cm 90 cm</p>	<p>E240 - 1 SEAT NO ARM 55 cm 90 cm</p>

SMALL & BIG SINGLE OTTOMAN



LARGE OTTOMAN

